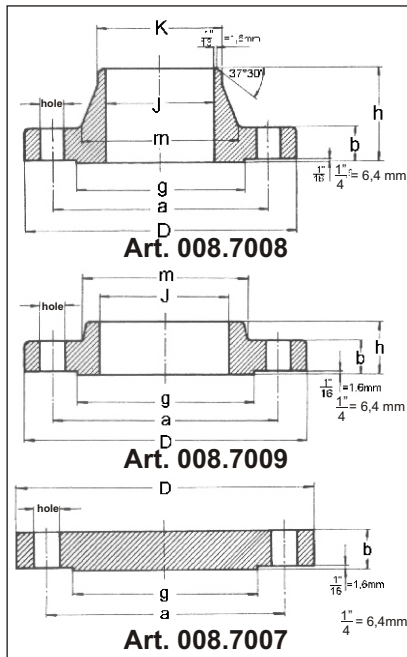


FLANGES

ANSI 600 lb. WELDING NECK SLIP-ON AND BLANK FLANGES



Art. 008.7008 WELDING NECK (ASA B 16.5)

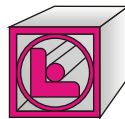
Art. 008.7009 SLIP-ON (ASA B 16.5)

Art. 008.7007 BLANK (ASA B 16.5)

Execution: ASTM A105 steel - inside, outside and on welding relief turned (Welding neck) - drilled as table - phonographic lined sealing relief.

Diameters: 1/2" ÷ 42"

On request: ANSI 400 - 900 - 1500 - 2500 execution

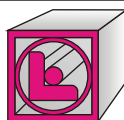


G.OGRINC

katalog strojne
instalacije

Dimensions and weights

Ø	Outside diameter		DRILLING				WELDING NECK					SLIP-ON		BLANK	
	D	Minimum thickness b	Center line g	Center line a	Holes n°	R holes	m	K	J	h	Weight kg	J	h	Weight kg	Weight kg
1/2"	95.2	14.3	34.9	66.7	4	15.9	38.1	21.3	14.0	52.4	1.4	22.3	22.2	1.3	1
3/4"	117.5	15.9	42.9	82.5	4	19.0	47.6	26.7	18.8	57.1	1.8	27.7	25.4	1.4	1.4
1"	123.8	17.5	50.8	88.9	4	19.0	54.0	33.5	24.4	61.9	2.3	34.5	27.0	1.8	1.8
1 1/4"	133.3	20.6	63.5	98.4	4	19.0	63.5	42.2	32.5	66.7	3.2	43.2	28.6	2.7	2.7
1 1/2"	155.6	22.2	73.0	114.3	4	22.2	69.8	48.3	38.1	69.8	4.5	49.5	31.7	3.2	3.6
2"	165.1	25.4	92.1	127.0	8	19.0	84.1	60.4	49.3	73.0	5.4	62.0	36.5	4.1	4.5
2 1/2"	190.5	28.6	104.8	149.2	8	22.2	100.0	73.1	58.9	79.4	8.2	74.7	41.3	5.9	6.8
3"	209.5	31.7	127.0	168.3	8	22.2	117.5	88.9	73.7	82.5	10.4	90.7	46.0	7.3	9.1
4"	273.0	38.1	157.2	215.9	8	25.4	146.0	114.3	97.3	101.6	19.1	116.1	54.0	16.8	18.6
5"	330.2	44.4	185.7	266.7	8	28.6	177.8	141.2	122.2	114.3	30.9	143.8	60.3	28.6	31
6"	355.6	47.6	215.9	292.1	12	28.6	206.4	168.4	146.3	117.5	37	170.7	66.7	36	39
8"	419.1	55.6	269.9	349.2	12	31.7	260.63	219.1	193.8	133.3	53	221.5	76.2	52	63
10"	508.0	63.5	323.8	431.8	16	34.9	320.7	273.0	247.6	152.4	86	276.3	85.7	80	105
12"	558.8	66.7	381.0	488.9	20	34.9	374.6	323.8	298.4	155.6	103	327.1	92.1	98	134
14"	603.2	69.8	412.7	527.0	20	38.1	425.4	355.6	*	165.1	158	359.1	93.7	118	172
16"	685.8	76.2	469.9	603.2	20	41.3	482.6	406.4	*	177.8	218	410.5	106.4	166	239
18"	742.9	82.5	533.4	654.0	20	44.4	533.4	457.2	*	184.1	252	461.8	117.5	216	302
20"	812.8	88.9	584.2	723.9	24	44.4	584.2	508.0	*	190.5	313	513.1	127.0	278	388
22"	869.9	95.2	641.2	777.9	24	47.6	641.2	558.8	*	196.8	281	564.4	133.3	292	437
24"	939.8	101.6	692.1	838.2	24	50.8	701.7	609.6	*	203.2	444	615.9	139.7	398	533
26"	1016.0	107.9	749.3	914.4	28	50.8	720.7	671.6	*	222.2	437	666.7	222.2	408	676
30"	1130.3	114.3	857.2	1022.3	28	54.0	827.1	774.7	*	247.6	559	768.3	247.6	526	895
34"	1244.6	120.6	965.2	1130.3	28	60.3	936.6	877.8	*	269.9	689	869.9	269.9	652	1185
36"	1314.4	123.8	1022.3	1193.8	28	66.7	990.6	928.6	*	282.6	780	920.7	282.6	744	1368
42"	1492.2	139.7	1193.8	1365.2	28	73.0	1154.1	1082.8	*	323.8	1090	1073.1	323.8	1058	2006



G.OGRINC d.o.o.

Tel.01 361 50 44, Fax.01 361 16 00, e-pošta.gogrinc@siol.net, splet.www.gogrinc.si

*On customer specification 